

High Frequency facial machine Device with 7 pipes

High Frequency Facial machine



What is High Frequency:

The machine generate a mild high frequency current through the neon or argon gas filled glass electrode with a infrared ray light and ultraviolet ray light.

High frequency electrotherapy instrument consists of high frequency oscillation circuit and capacitance-resistance and semiconductor devices, fitted with insertable electrode insulated handle and glass electrodo

there is a transformers inside the handle, and an electric wire at the side of handle for output the micro current.

When turn on the machine, high frequency oscillation circuit produce high frequency current, makes glass electrode discharge and produce infrared ray or ultraviolet ray light.

When skin touch high frequency current, the vascular will alternating contraction and expansion .

Spark electrolysis oxygen from the air and generates ozone , which play the role of bactericidal anti-inflammatory and improves blood circulation.

High frequency electrotherapy instrument effects reflected as follows: disinfection, treatment of acne, acne cure, reducing and regulating sebum secretion and metabolism; promote lymph and blood circulation, improving cell regeneration capacity. The heat and vibration effects on the skin a smoothing massage.

High Frequency can:

- a. Sterilize skin with special ultraviolet/infrared ray
- b. Point or large area treatment can be selectable by using different electrode
- c. heal acne
- d. Improve hair growth by using grass hair comb of high frequency machine
- e. electrode glass tube can be selectable

7 Electrodes Features:



A: Face/ Body massage roller

B: Hair growing comb

C: Point massage(big)

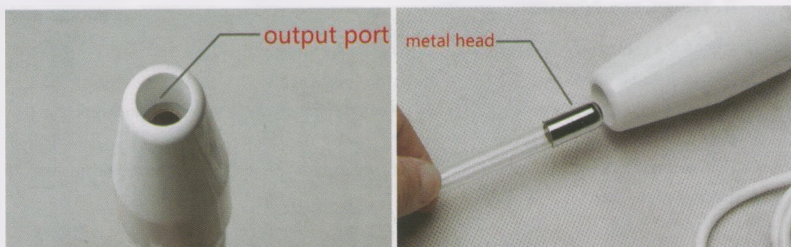
D: Point eye massage(small)

E: Mushroom electrode


F: Round electrode

G: Fork electrode for big area massage (body or neck)

Notice: Approximate Diameter of metal head: = 11.55 mm (Attention: If intending to use this high frequency electrode with other high frequency equipment, carefully review the diameter measurements



provided above prior to purchase to ensure proper compatibility and fit.)



Usage:

Apply to the face or body 3 times a week according to the instruction.

Operation Procedures before treatment:

- 1) Sterilize the electrode glass with 75% alcohol.
- 2) Plug in the power supply, and plug the spot remover into relevant slot.
- 3) Switch on the power, and adjust the density to suitable degree.
- 4) Grasp the spot remover and carefully point on the spotted mole, until seeing Melanin excreted as waste.
- 5) Apply medicine for disinfections on the surface.



1. Mushroom Tube --

fit for face, cheeks, forehead, neck and body skin with larger area.

- 1) Connect the mushroom tube with handle.
- 2) Turn on the machine and the micro electricity will get through.
- 3) Gently massage on face from neck to chin and from visor to forehead.
- 4) Please adjust the intensity to "OFF" after using. Make sure to Power off and pull the glass tube out of the handle.



2. Bending Tube --

fit for details such as the nasal groove. small parts behind the ear, etc.

- 1) Connect the mushroom tube with handle.
- 2) Turn on the power and you will see the micro electrical current.
- 3) Massage with the glass tube like "Z" or helix on face,
do the treatment as follows, forehead--nose--right side of the
face--chin--left side of the face--nose--forehead.
- 4) Please adjust the intensity to "OFF" after using.

Make sure to Power off and pull the glass tube out of the handle



3. Tongue Tube --

fit for facial skin, for the pouches under eyes and the nose has a better therapeutic effect.


1) Connect the tube with handle.

2) Turn on the machine and the micro electricity will get through.

3) Do the massage on face from nose--eye--right side of the face--chin--left side of the face—eye--nose--forehead.

4) Please adjust the intensity to "OFF" after using.

Make sure to Power off and pull the glass tube out of the handle.



4. Comb Tube --

can stimulate skin surface, reduces folliculitis and help with hair growth

- 1) Connect and use the comb tube, better with some hair-restorer.
- 2) Slowly move the comb tube following your hair direction.

3) Please adjust the intensity to "OFF" after using. Make sure to Power off and pull the glass tube out of.

5. Y-Shape Tube--

fit for the neck, shoulders,arms or other areas that good for "Y" shape Massage .

- 1) Connect the Y-Shape Tube tube with handle.
- 2) Turn on the machine and the micro electricity will get through.
- 3) Adjust the energy button Slowly until the power is suit for your body feeling. Move up and down the tube in the area you want to be treated
- 4) Please adjust the intensity to "OFF" after using. Make sure to Power off and then pull the glass tube out .

6. Long Straight Tube with metal tungsten --

fit for body, legs and other broader areas. Super charged with metal tungsten so this tube is much more powerful. Please do the massage from the minimum energy!

- 1) Connect the Straight Tube with handle.
- 2) Turn on the machine and the micro electricity will get through.
- 3) Adjust the energy button Slowly until the power is suit for your body feeling.Gently massage on chest ,back and legs.
- 4) Please adjust the intensity to "OFF" after using. Make sure to Power off and then pull the glass tube out .

7. Roller Tube --

fit for face, cheeks, forehead and neck skin with larger area especially for the delicate skin. It can save lots of your time because of the larger area especially .

- 1) Connect the roller tube with handle.
- 2) Turn on the machine and the micro electricity will get through.
- 3) The roller tube designed especially for delicate skin, power is smaller than other tubes. Adjust the energy button slowly until the power is suit for your body feeling and gently massage on cheek and forehead.
- 4) Please adjust the intensity to "OFF" after using. Make sure to power off and then pull the glass tube out .

More Function:

1. Helps to calm the nerve and analgesia function.
2. Produce the ozone for sterilization, help wound to heal and restrain pores
3. Improve secretion, the PH value, causes the skin lean to neutrality.
4. Accelerate blood circulation and improve metabolism.
5. Anti-aging, anti-wrinkle, tighten skin

6. Promotes the blood circulation of the head, stimulates skin to absorb the nutrient, curing neurasthenia, headaches, dizziness, and sleeplessness.

It also promotes hair growth, prevents and cures hair loss, and loss of hair color, etc.

Treatment:

1. Indirect Method:

(1). Please screw in the glass tube in the hand piece.

(2). Please ask the client to hold the glass tube after touching some talcum powder. Turn on the machine and the electricity will get through from hands to the whole body.

(3). Beauticians do the massage on the client's face from neck to chin and from visor to forehead.

(4). Please adjust the intensity to "0". Make sure that the machine is turned off and pull the glass tube out of the hand piece. This method is fit for dry nature skin and aged skin.

2. Direct Method:

(1). Please grease essence and cream on the face first and then the beautician hold the metal bar to put the glass tube on client's face. Turn on the machine.

(2). Massage with the glass tube like "Z" or helix on client's face, do the treatment as follows: forehead → nose → right side of the face → chin → left side of the face → nose → forehead

(3). Please adjust the intensity to "0". Make sure that the machine is turned off and pull the glass tube out of the hand piece. This method is fit for greasy nature skin.

3. Sparkle Method:

(1). Cover client's eyes with a piece of the wet cloth patch and touch the face with the glass tube on the part of inflammation. For one time, the treatment should be less than 10 seconds.

(2). It's normal if there are sparkles come out while the glass tube touches the face.

(3).Please adjust the intensity to "0".Make sure that the machine is turned off and puck the glass tube out of the hand piece. This method is fit skin with sore, inflammation and wounds.

4. Hair Care Method:

- (1).Use the comb tube together with pilatory.
- (2).Towards the direction of the hair to move the comb tube.
- (3).Please adjust the intensity to "0".Make sure that the machine is turned off and puck the glass tube out of the hand piece.

This method is for stimulating the skin surface, reducing folliculitis and improving the healthy growing of the hair.

Caution:

- 1) Before usage, must clean and sterilize the spot remover and the surface.
- 2) After every usage, remove the power supply, and the spot remover for cleaning andsterilizing.
- 3) When using, do not stab in, and only for recommended duration to avoid burns on thedermis.
- 4) If spot are not to remover during one usage, does not use again until the scab falls off.
- 5) Removing no more than 5 spots is recommended in one usage.
- 6) After the usage, it is recommended the client not to wet the operated surface within 22 hours, do not eat ginger and anything with dark color.
- 7) Do not tear away the scab, must let it fall off to avoid infections and scars.
- 8) Do not expose intensely under the sun in one month.
- 9)For sensitive skin,please cover a piece of voile to avoid the excess stimulation.
- 10)Do not place on one part over 10 seconds.
- 11)Pregnant woman and people with pacemaker are unfit for this treatment
- 12)Please make sure that the glass tube installed into the hand piece.
- 13)Skin with freckle and splash is unfit for this treatment.

Parameter:

Voltage	110V/220V
Frequency	50-60Hz
High frequency vibration	220 million per second
Power	30W
Handpiece material	Korean ABS plastic
Tube material	glass
G.W	1KG



- A: Face/ Body massage roller B: Hair growing comb
 C: Point massage(big) D: Point eye massage(small)
 E: Mushroom electrode F: Round electrode
 G: Fork electrode for big area massage (body or neck)

Package Include:

Hand piece	1pcs
Face/Body massage roller	1pcs
Hair growing comb for Hair	1pcs
Point massage big tube	1pcs
Bend or Point eye Tube for spot areas	1pcs
Tougue Mushroom Tube for small facial areas	1pcs
Mushroomor Round Tube for large facial areas	1pcs
Fork electrode for big area massage	1pcs
Instructions Sheet	1pcs

Important Safety Notice:

1. Please don't disassemble the equipment or try to do some other operation, which have been indicated in our instruction. All the repairing work should be done by our admitted professional personnel.
2. Please don't assemble or operate this equipment while you are near the water or your hands are wet. Notice that don't pour the liquid on it.
3. Please pull out the plug from the socket when you met such conditions as below. And keep in touch with professional maintenance Station.
 - 1). The equipment touched liquid.
 - 2). The equipment has abnormal smell, smoking or loud and strong noise.
 - 3). Canle is broken.
 - 4). The equipment is fallen down and broken.
4. Please don't put anything on the cables, don't place the equipment at any place where someone can step on the cable.
5. Please pull out the power cable after using it for your safety.
6. Don't put anything into the equipment jack, otherwise it may caus fire or touch the electricity. IF something enters the equipement, please don't pick it out by yourself, contract distributour or our company immediately.
7. Please don't put the equipment on the anything that can't stand staedily, avoid it turns over and damage.
8. Our company reserves the right to modify the information in this introduction before notify! And keep the explanations right for the above.